

Class J Fuse Holders - 600 Volt⁺

Specifications:

- Tested and Approved for 200,000 Amp Withstand Rating and Short Circuit Withstand Rating
- UL Listed File No. IZLT.E35113 (6J200, 6J400 and 6J600 fuse holders, cUL File No. 1ZLT8.E35113)
- CSA Certified File No. LR21455
- **CE**
- RoHS Compliant

30 & 60 Amp

- Clip, Copper Alloy, Tin Plated
- Cool-Clip[®] Design
- Integral DIN Rail Mount and Expander Block (Available only on 30 Amp)
- For box connectors, internal hex screw option available

200 Amp

- Connector, One Piece Aluminum, Tin Plated (Optional One Piece Copper, Nickel Plated - Add "CU") - Consult Customer Service
- FBD, Fuse Bolt-Down Construction

100 Amp

- Clip, Copper Alloy, Tin Plated
- 1-Pole Molding Incorporates a Dovetail Feature for Ganging Multiple Poles

400 & 600 Amp

- Connector, One Piece Aluminum, Tin Plated (Optional One Piece Copper, Nickel Plated - Add "CU") - Consult Customer Service
- FBD, Fuse Bolt-Down Construction

Catalog #:

Replace "X" with # of poles (E = Expander)

Standard	Reinforced	Poles (X)	Amps	Base Materials	Wire Range	Fuse Size	Fuses
6J30AXS	R6J30AXS	1/2/3/E	30	Thermoplastic	#10-#22 AWG CU	13/16" DIA BY 2 1/4"	A4J
6J30AXSP	R6J30AXSP				#10-#14 AWG CU		
6J30AXB	R6J30AXB				#6-#14 AWG CU		
6J60AXB	R6J60AXB	1/2/3	60	Phenolic	#2-#14 AWG AL	1 1/16" DIA BY 2 3/8"	AJT
R6J100AXB	SAME	1	100		2/0-#14 AWG CU	1 1/8" DIA BY	JKS
		3			2/0-#12 AWG AL	4 5/8"	JLS
6J200AXBFBFD		1/3	400		350 kcmil - #6 AWG CU AL	1 5/8" DIA BY 5 3/4"	JTD
6J400AXBFBFD					(1) 350 kcmil - #6 AWG CU AL (1) 600 kcmil - #2 AWG CU AL	2 1/8" DIA BY 7 1/8"	JTD_ID
6J600AXBFBFD					(2) 500 kcmil - #4 AWG CU AL	2 5/8" DIA BY 8"	LPJ

Contact Customer Service for Stud Options - see pages 20-21 for dimensional information
Fuse mounting hardware supplied with fuse holder


See pages 33-34 for available covers



R6J30A3S



6J60A3B



6J600A3BFBFD

DIMENSIONS		Figure	A	B	C	D	E	F	G	H	M	EXPANDER
6J30A R6J30A	1 POLE 2 POLE 3 POLE	FIG 1 (p. 20)	3.38	1.16 2.20 3.25	1.95	1.69	1.04	0.30	0.57	.22 X .79 SLOT	0.24	YES
6J200A	1 POLE 3 POLE	SEE FIGURE #2 (page 20)										
6J60A R6J60A	1 POLE 2 POLE 3 POLE	SEE FIGURE #3 (page 20)										
6J400A	1 POLE 3 POLE	SEE FIGURE #4 (page 21)										
6J600A	1 POLE 3 POLE	SEE FIGURE #5 (page 21)										
R6J100A	1 POLE 3 POLE	SEE FIGURE #6 (page 21)										

mm = dim X 25.4

Copper Box Connectors are available on 30 and 60 amp fuse holders.

Add CU after the catalog number.

For electronic drawings or 2D/3D CAD data, submit request at www.marathonsp.com/drawings.html

Class J Fuse Holder Dimensions

FIGURE 1:

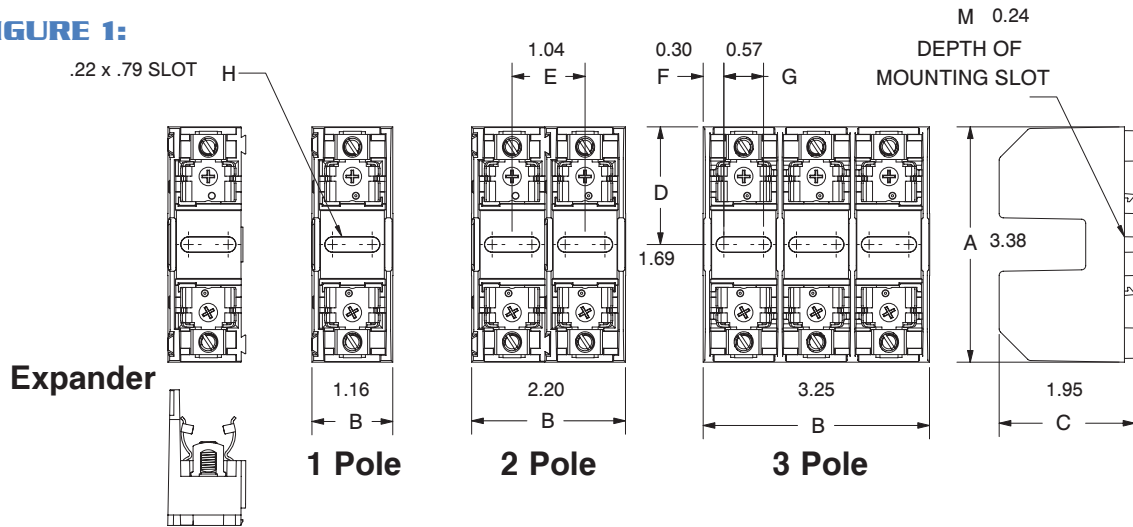


FIGURE 2:

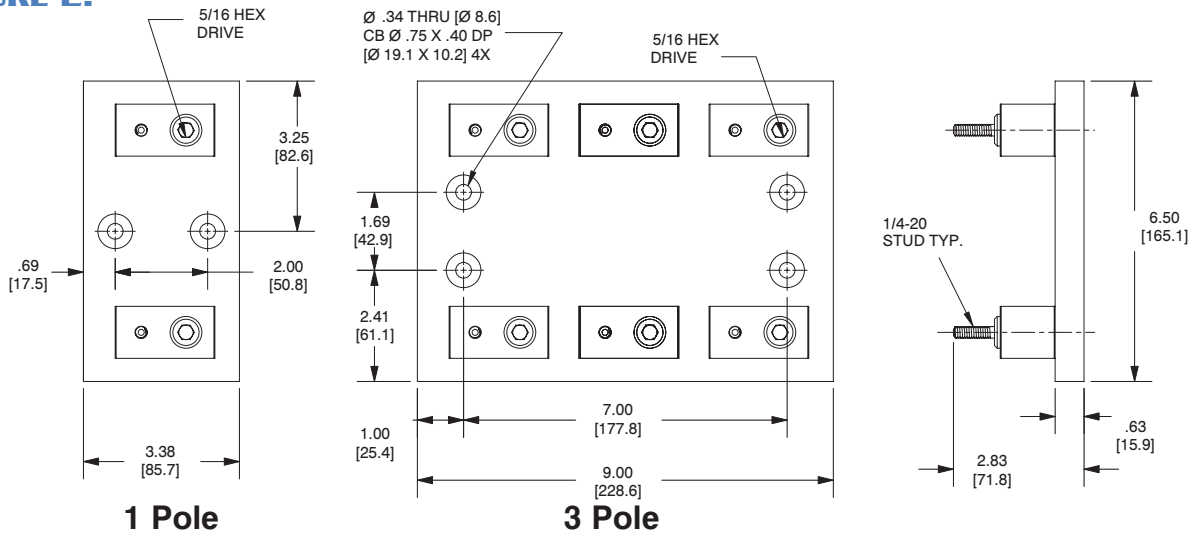
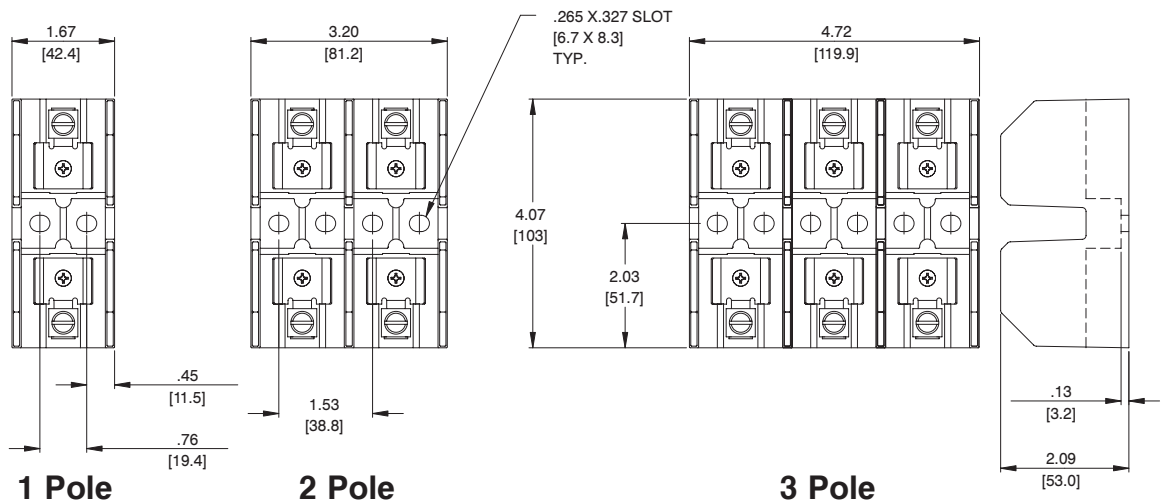


FIGURE 3:



For electronic drawings or 2D/3D CAD data, submit request at www.marathonsp.com/drawings.html

Class J Fuse Holder Dimensions

FIGURE 4:

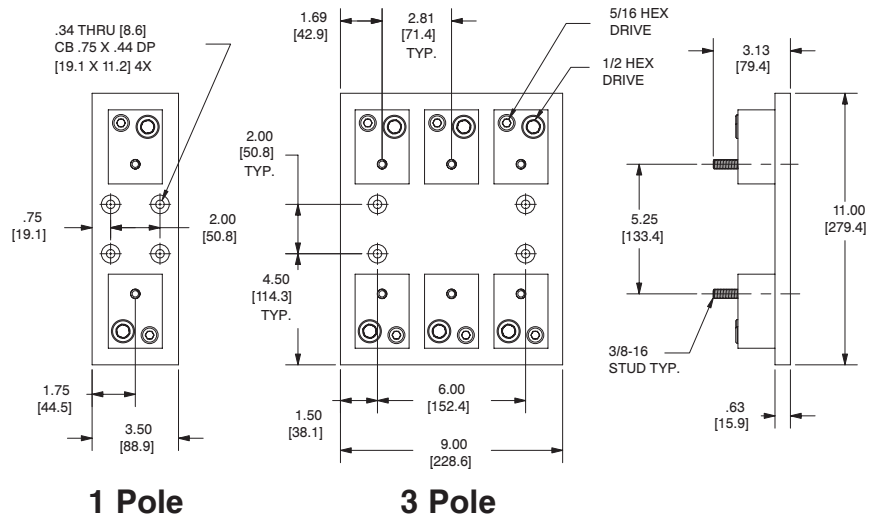


FIGURE 5:

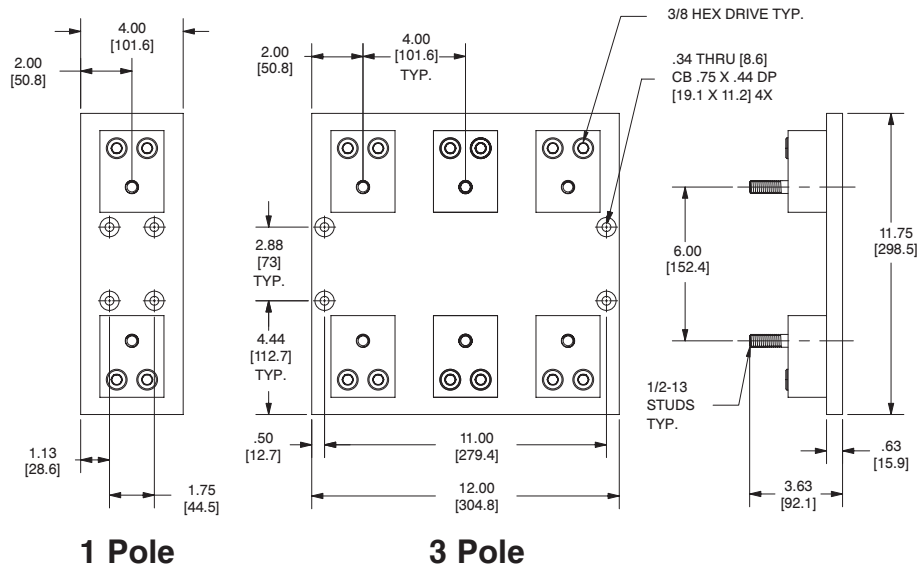
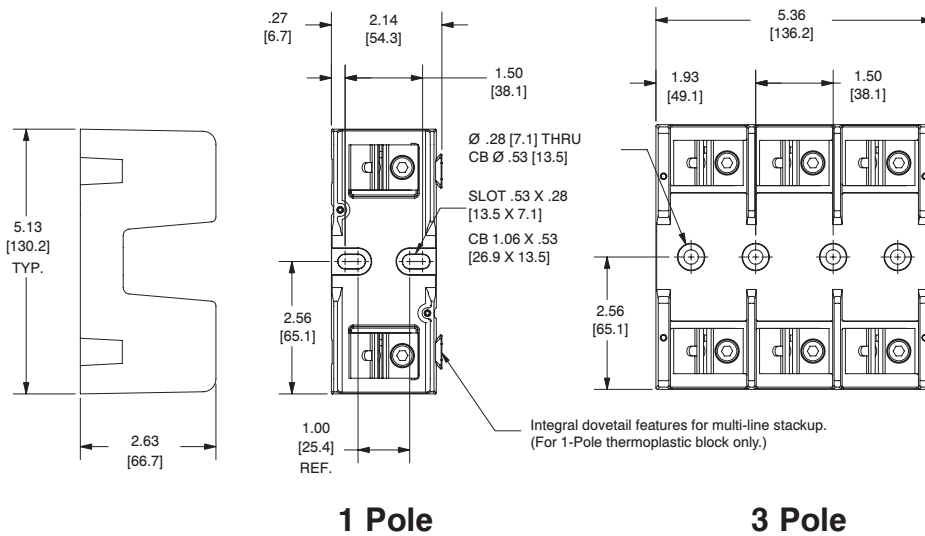


FIGURE 6:



For electronic drawings or 2D/3D CAD data, submit request at www.marathonsp.com/drawings.html